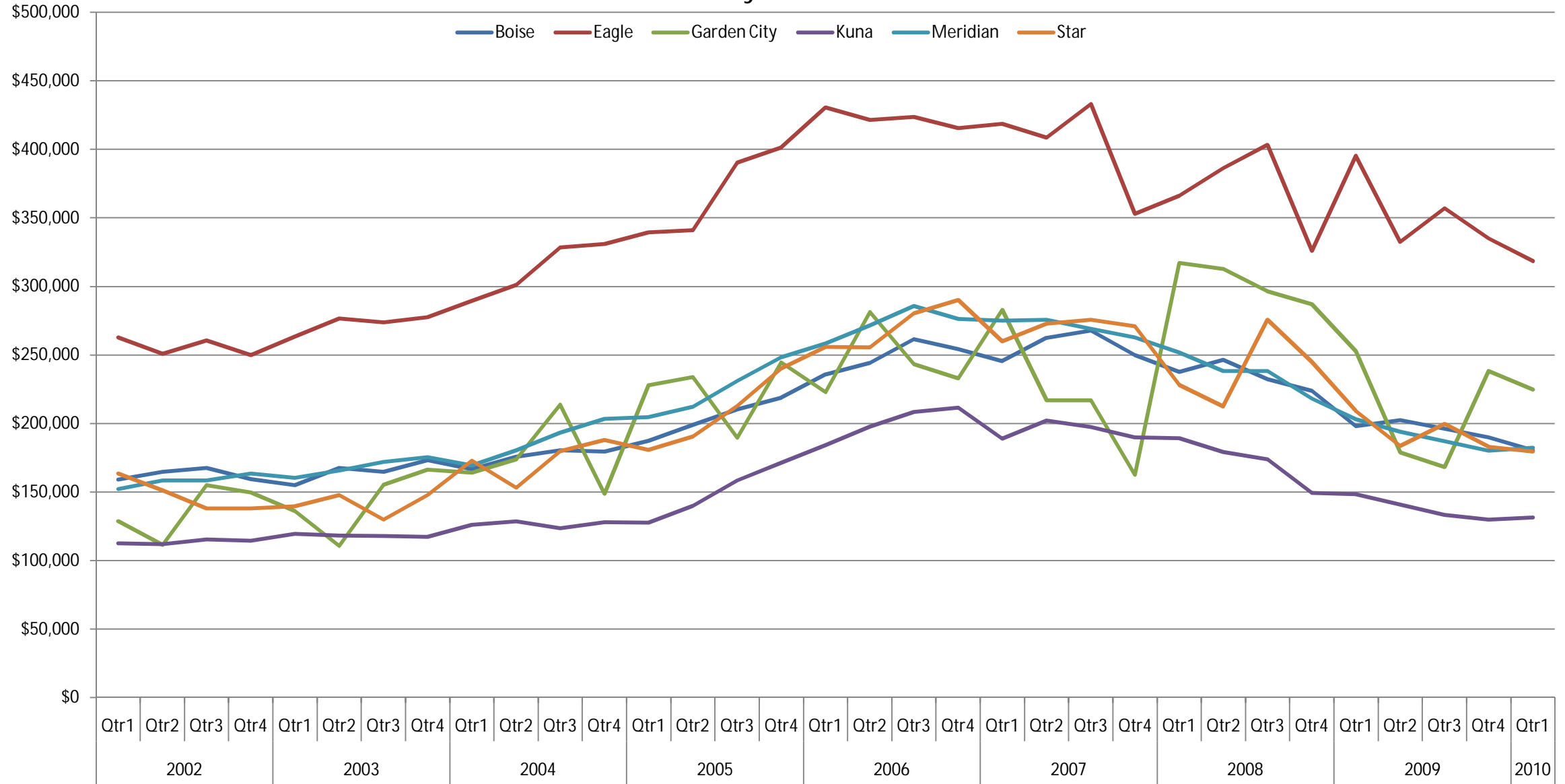
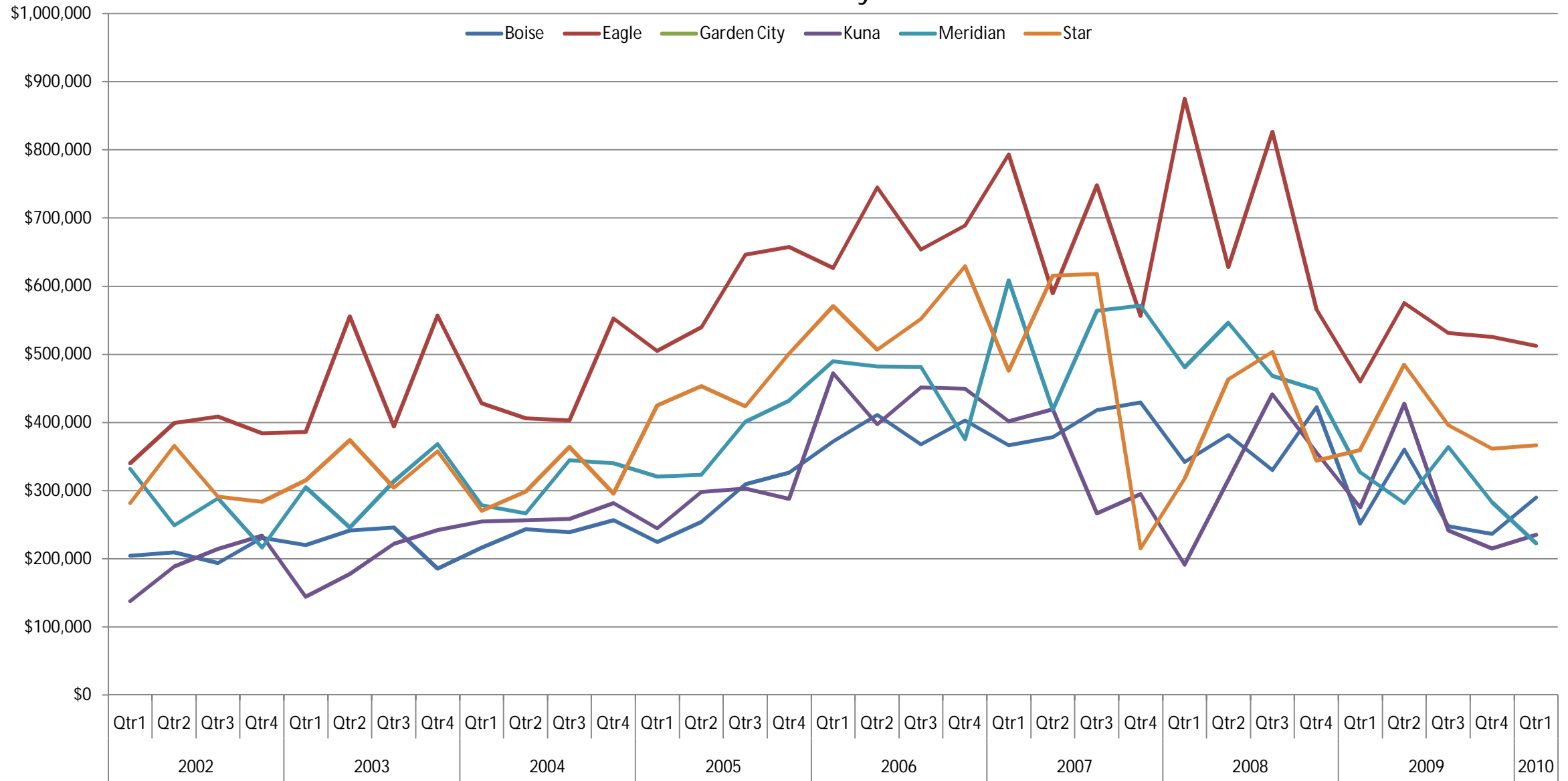


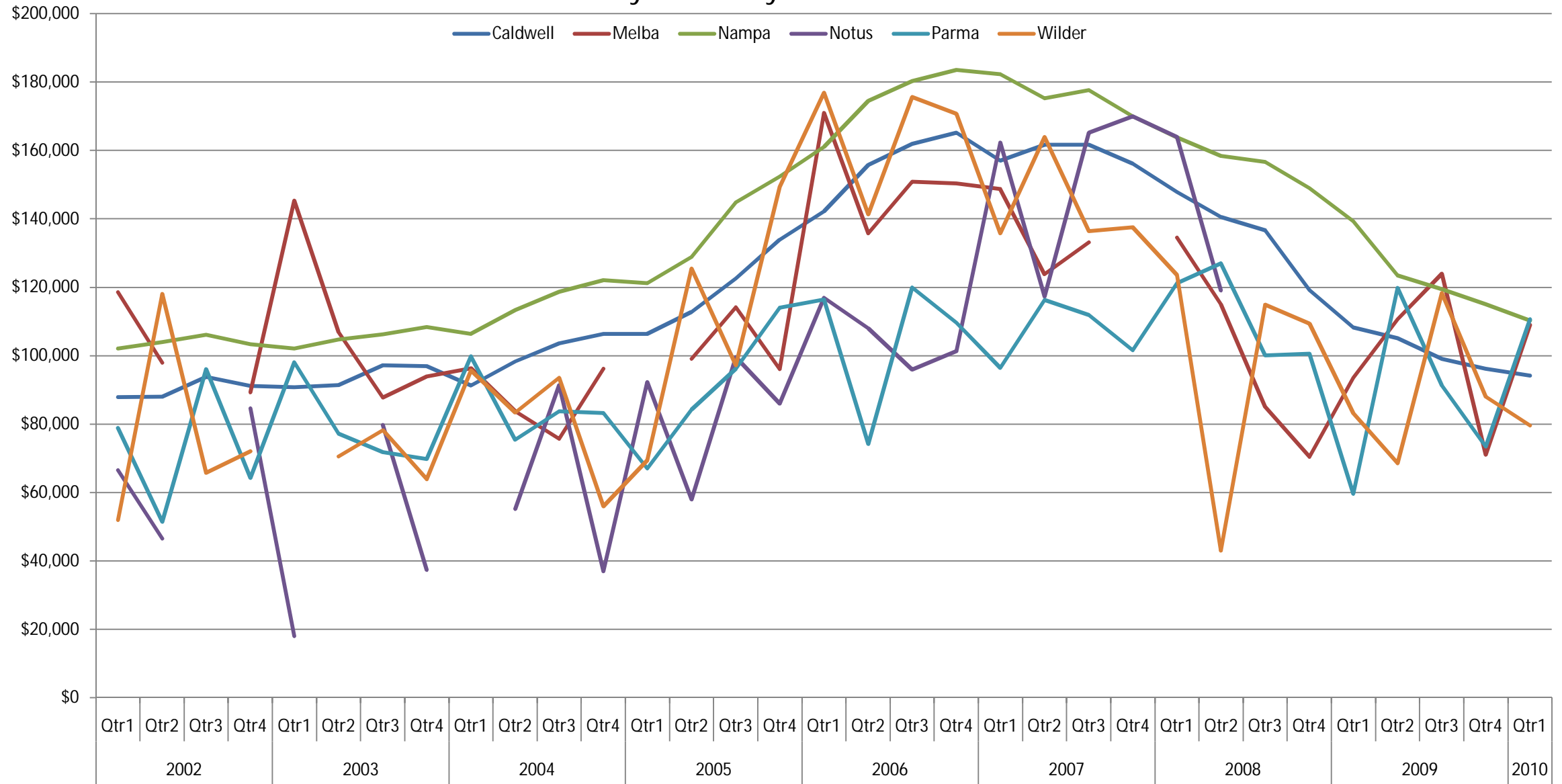
### 2002 -2010 Average Quarter Sold Price - SINGLE FAMILY Ada County Cities



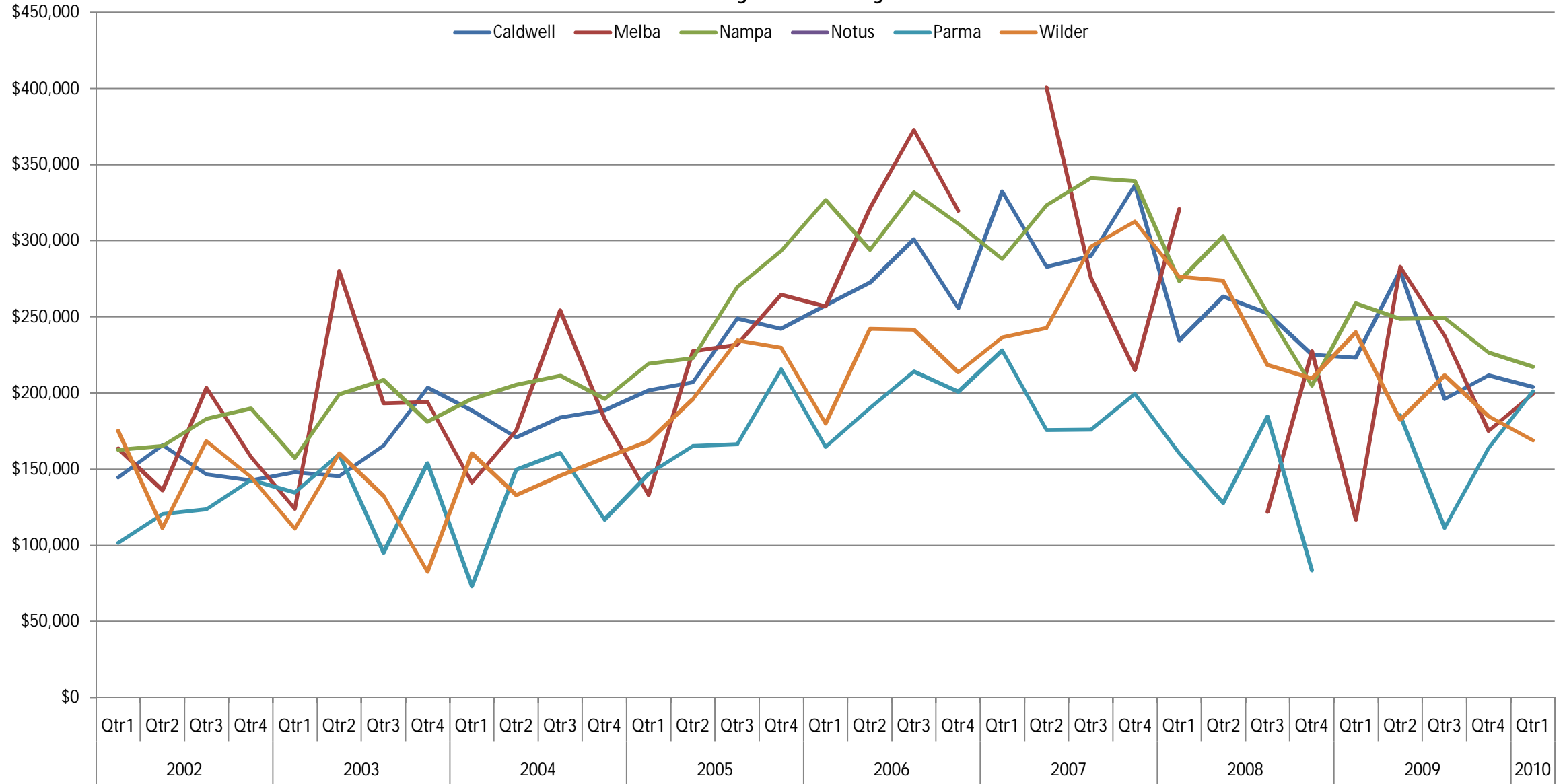
### 2002 -2010 Average Quarter Sold Price - SINGLE FAMILY WITH ACREAGE Ada County Cities



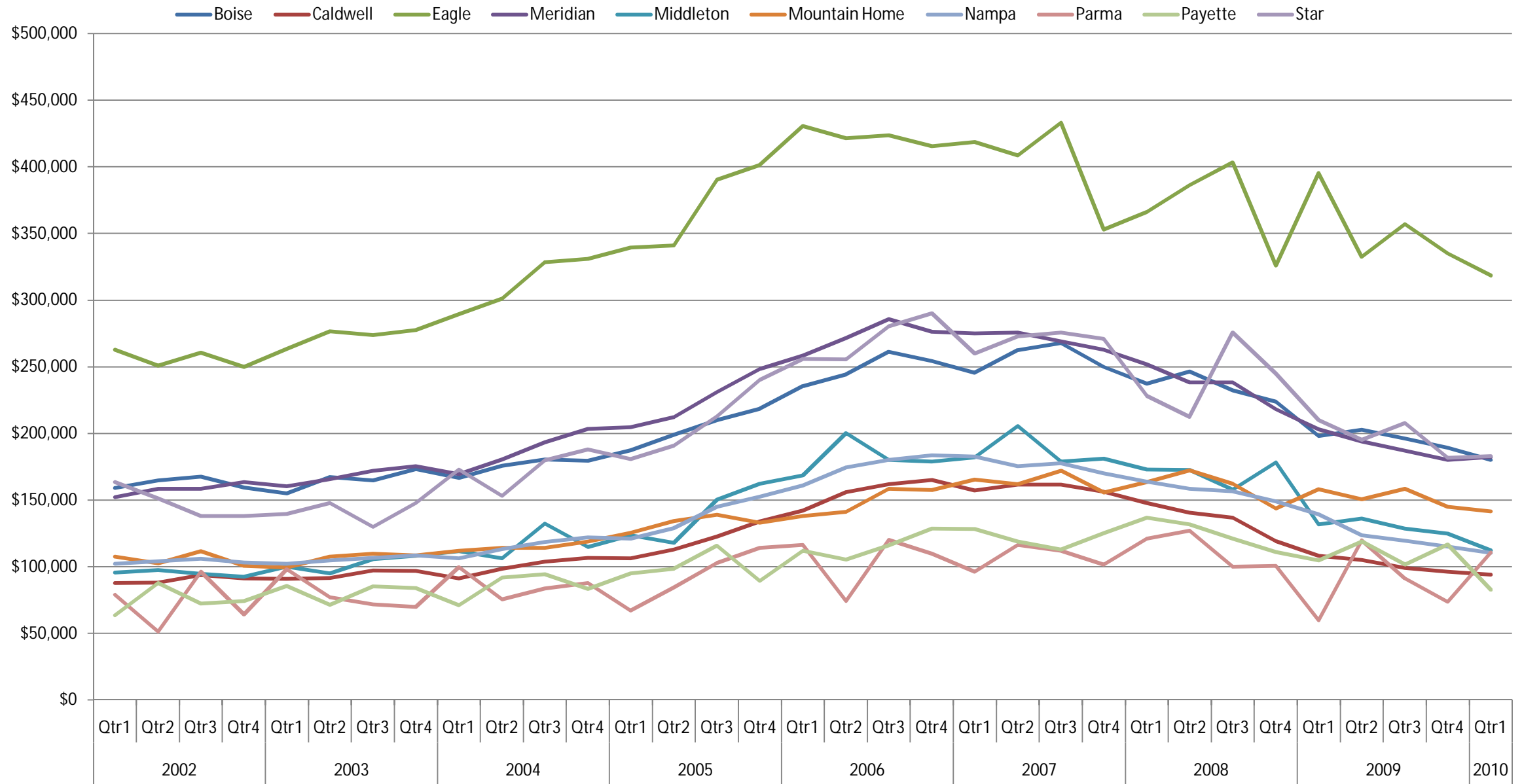
### 2002 -2010 Average Quarter Sold Price - SINGLE FAMILY Canyon County Cities



### 2002 -2010 Average Quarter Sold Price - SINGLE FAMILY WITH ACREAGE Canyon County Cities



### 2002 -2010 Average Quarter Sold Price - SINGLE FAMILY



County (All)  
Type Single Family

Average of Solk										
	Boise	Caldwell	Eagle	Meridian	Middleton	Mountain Home	Nampa	Parma	Payette	Star
2002										
Qtr1	\$158,934	\$87,846	\$262,700	\$152,150	\$95,627	\$107,606	\$102,064	\$78,875	\$63,422	\$163,605
Qtr2	\$164,582	\$87,986	\$250,786	\$158,362	\$97,355	\$102,488	\$104,032	\$51,424	\$87,903	\$151,343
Qtr3	\$167,588	\$93,832	\$260,662	\$158,469	\$94,587	\$111,611	\$106,131	\$96,110	\$72,412	\$138,128
Qtr4	\$159,296	\$91,208	\$249,817	\$163,411	\$92,578	\$100,549	\$103,283	\$64,243	\$74,324	\$137,872
2003										
Qtr1	\$154,880	\$90,743	\$263,517	\$160,411	\$99,929	\$99,393	\$102,133	\$98,060	\$85,653	\$139,668
Qtr2	\$167,362	\$91,405	\$276,439	\$165,786	\$95,008	\$107,603	\$104,788	\$77,217	\$71,551	\$147,835
Qtr3	\$164,665	\$97,189	\$273,828	\$171,859	\$105,698	\$109,759	\$106,655	\$71,783	\$85,102	\$129,841
Qtr4	\$173,092	\$96,998	\$277,474	\$175,305	\$108,147	\$108,487	\$108,450	\$69,738	\$84,127	\$147,920
2004										
Qtr1	\$166,673	\$91,327	\$289,558	\$169,341	\$111,601	\$111,983	\$106,339	\$99,800	\$71,041	\$172,932
Qtr2	\$175,599	\$98,327	\$301,191	\$180,291	\$106,197	\$114,265	\$113,231	\$75,464	\$91,798	\$152,999
Qtr3	\$180,446	\$103,640	\$328,431	\$193,261	\$132,456	\$114,014	\$118,652	\$83,800	\$94,225	\$179,876
Qtr4	\$179,577	\$106,580	\$330,973	\$203,435	\$114,817	\$118,716	\$122,080	\$87,653	\$83,276	\$187,837
2005										
Qtr1	\$187,477	\$106,358	\$339,578	\$204,660	\$123,439	\$125,311	\$121,179	\$67,057	\$94,892	\$180,752
Qtr2	\$199,014	\$112,800	\$341,037	\$212,249	\$117,992	\$134,231	\$128,864	\$84,243	\$98,324	\$190,664
Qtr3	\$210,013	\$122,590	\$390,296	\$231,172	\$150,238	\$139,114	\$144,811	\$102,961	\$115,722	\$212,736
Qtr4	\$218,427	\$133,918	\$401,210	\$248,384	\$162,313	\$132,901	\$152,557	\$114,014	\$89,216	\$240,262
2006										
Qtr1	\$235,580	\$142,175	\$430,471	\$258,245	\$168,582	\$137,884	\$161,042	\$116,404	\$111,796	\$255,780
Qtr2	\$244,212	\$155,899	\$421,524	\$271,696	\$200,223	\$141,016	\$174,522	\$74,150	\$105,480	\$255,549
Qtr3	\$261,278	\$161,968	\$423,679	\$285,781	\$180,174	\$158,472	\$180,248	\$119,973	\$115,934	\$280,232
Qtr4	\$254,335	\$165,151	\$415,427	\$276,433	\$178,804	\$157,656	\$183,590	\$109,633	\$128,711	\$290,232
2007										
Qtr1	\$245,437	\$157,127	\$418,649	\$275,137	\$182,147	\$165,403	\$182,654	\$96,380	\$128,382	\$260,068
Qtr2	\$262,531	\$161,671	\$408,644	\$275,562	\$205,718	\$161,960	\$175,382	\$116,291	\$118,771	\$272,763
Qtr3	\$267,724	\$161,679	\$433,198	\$268,910	\$178,763	\$171,864	\$177,730	\$111,831	\$112,848	\$275,742

County (All)  
 Type Single Family

Average of Solc										
	Boise	Caldwell	Eagle	Meridian	Middleton	Mountain Home	Nampa	Parma	Payette	Star
Qtr4	\$249,954	\$156,181	\$353,059	\$262,843	\$181,127	\$155,540	\$169,946	\$101,633	\$125,100	\$270,838
2008										
Qtr1	\$237,401	\$147,825	\$366,218	\$251,715	\$172,944	\$163,323	\$163,793	\$121,157	\$136,801	\$228,336
Qtr2	\$246,385	\$140,563	\$386,359	\$238,316	\$172,657	\$172,261	\$158,349	\$127,000	\$131,622	\$212,512
Qtr3	\$232,160	\$136,681	\$403,361	\$238,325	\$157,800	\$162,261	\$156,689	\$100,100	\$121,160	\$275,689
Qtr4	\$223,919	\$119,158	\$326,009	\$218,147	\$178,105	\$143,799	\$149,008	\$100,619	\$111,021	\$244,958
2009										
Qtr1	\$198,091	\$108,306	\$395,293	\$202,963	\$131,585	\$158,032	\$139,291	\$59,633	\$104,607	\$210,063
Qtr2	\$202,634	\$105,167	\$332,605	\$193,858	\$136,218	\$150,669	\$123,490	\$119,767	\$118,711	\$195,129
Qtr3	\$196,147	\$99,061	\$357,186	\$186,951	\$128,495	\$158,372	\$119,497	\$91,250	\$101,470	\$207,700
Qtr4	\$189,340	\$96,136	\$334,905	\$180,244	\$124,818	\$144,946	\$115,079	\$73,475	\$116,683	\$181,555
2010										
Qtr1	\$180,230	\$94,117	\$318,333	\$182,404	\$112,388	\$141,608	\$110,268	\$110,594	\$82,667	\$182,835
Grand Total	\$204,293	\$122,620	\$344,092	\$219,377	\$140,420	\$136,025	\$137,041	\$92,732	\$101,333	\$221,553