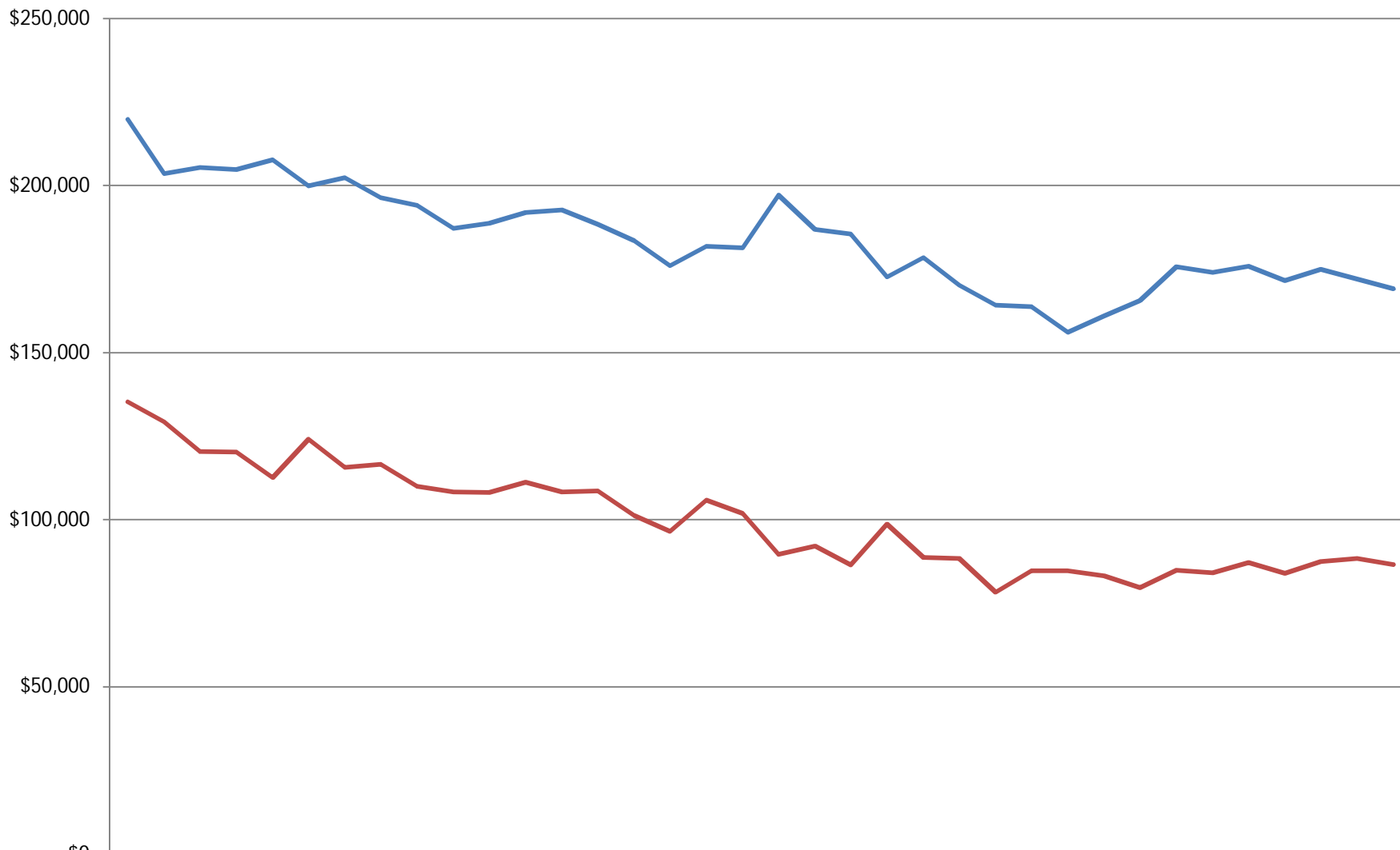
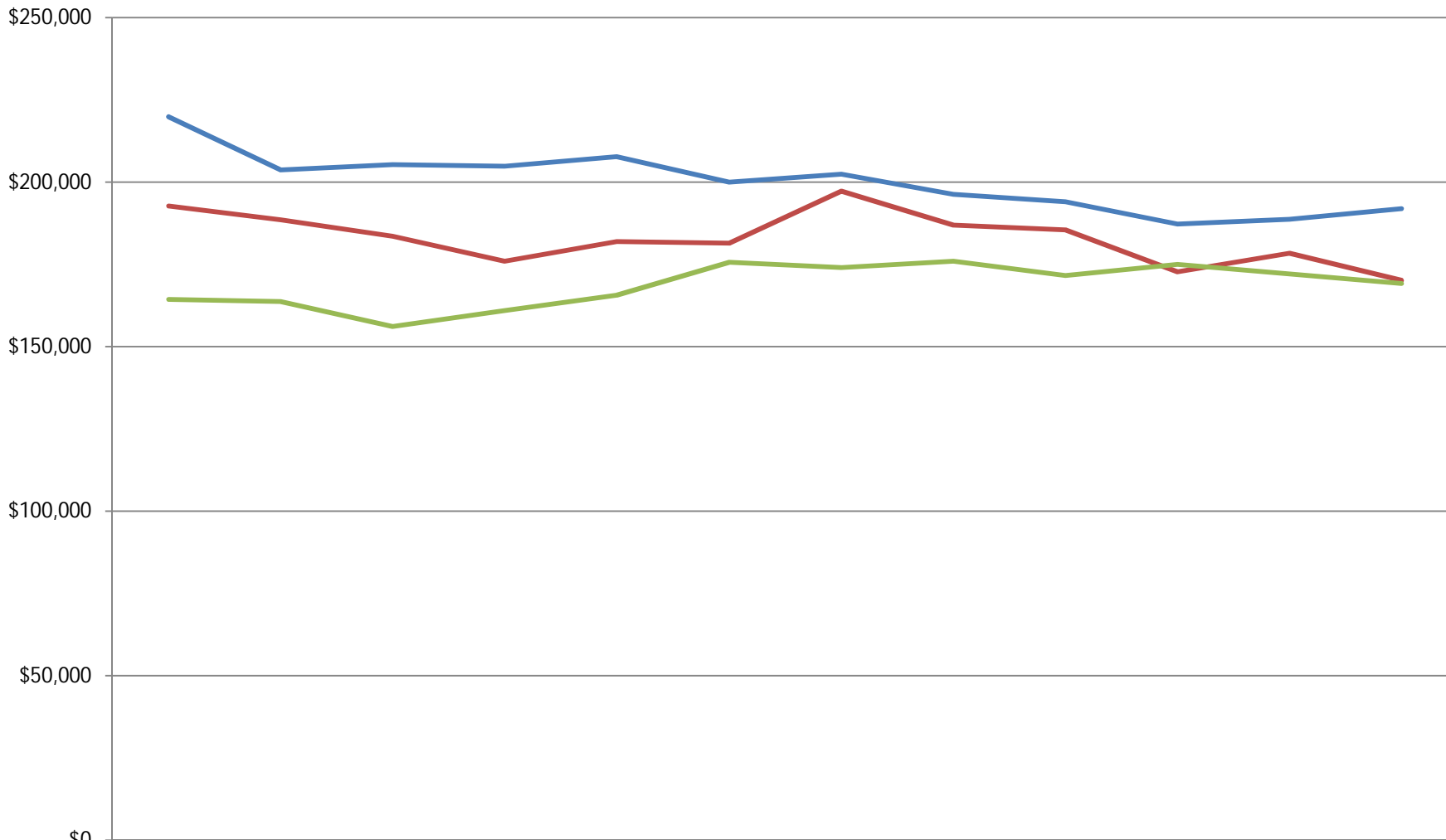


### Average Monthly Sold Price - Ada & Canyon County Single Family Only



|        | Jan   | Feb   | Mar   | Apr   | May   | Jun   | Jul   | Aug   | Sep   | Oct   | Nov   | Dec   | Jan   | Feb   | Mar   | Apr    | May   | Jun   | Jul    | Aug    | Sep    | Oct    | Nov    | Dec    | Jan    | Feb    | Mar    | Apr    | May    | Jun    | Jul    | Aug    | Sep    | Oct    | Nov    | Dec    |
|--------|-------|-------|-------|-------|-------|-------|-------|-------|-------|-------|-------|-------|-------|-------|-------|--------|-------|-------|--------|--------|--------|--------|--------|--------|--------|--------|--------|--------|--------|--------|--------|--------|--------|--------|--------|--------|
|        | 2009  |       |       |       |       |       |       |       |       |       |       |       | 2010  |       |       |        |       |       |        |        |        |        |        |        | 2011   |        |        |        |        |        |        |        |        |        |        |        |
| Ada    | \$219 | \$203 | \$205 | \$204 | \$207 | \$199 | \$202 | \$196 | \$194 | \$187 | \$188 | \$191 | \$192 | \$188 | \$183 | \$175  | \$181 | \$181 | \$197  | \$186  | \$185  | \$172  | \$178  | \$170  | \$164  | \$163  | \$156  | \$160  | \$165  | \$175  | \$173  | \$175  | \$171  | \$174  | \$172  | \$169  |
| Canyon | \$135 | \$129 | \$120 | \$120 | \$112 | \$124 | \$115 | \$116 | \$110 | \$108 | \$108 | \$111 | \$108 | \$108 | \$101 | \$96.4 | \$105 | \$101 | \$89.6 | \$92.0 | \$86.4 | \$98.6 | \$88.6 | \$88.4 | \$78.2 | \$84.7 | \$84.7 | \$83.1 | \$79.6 | \$84.9 | \$84.0 | \$87.1 | \$83.9 | \$87.4 | \$88.3 | \$86.5 |

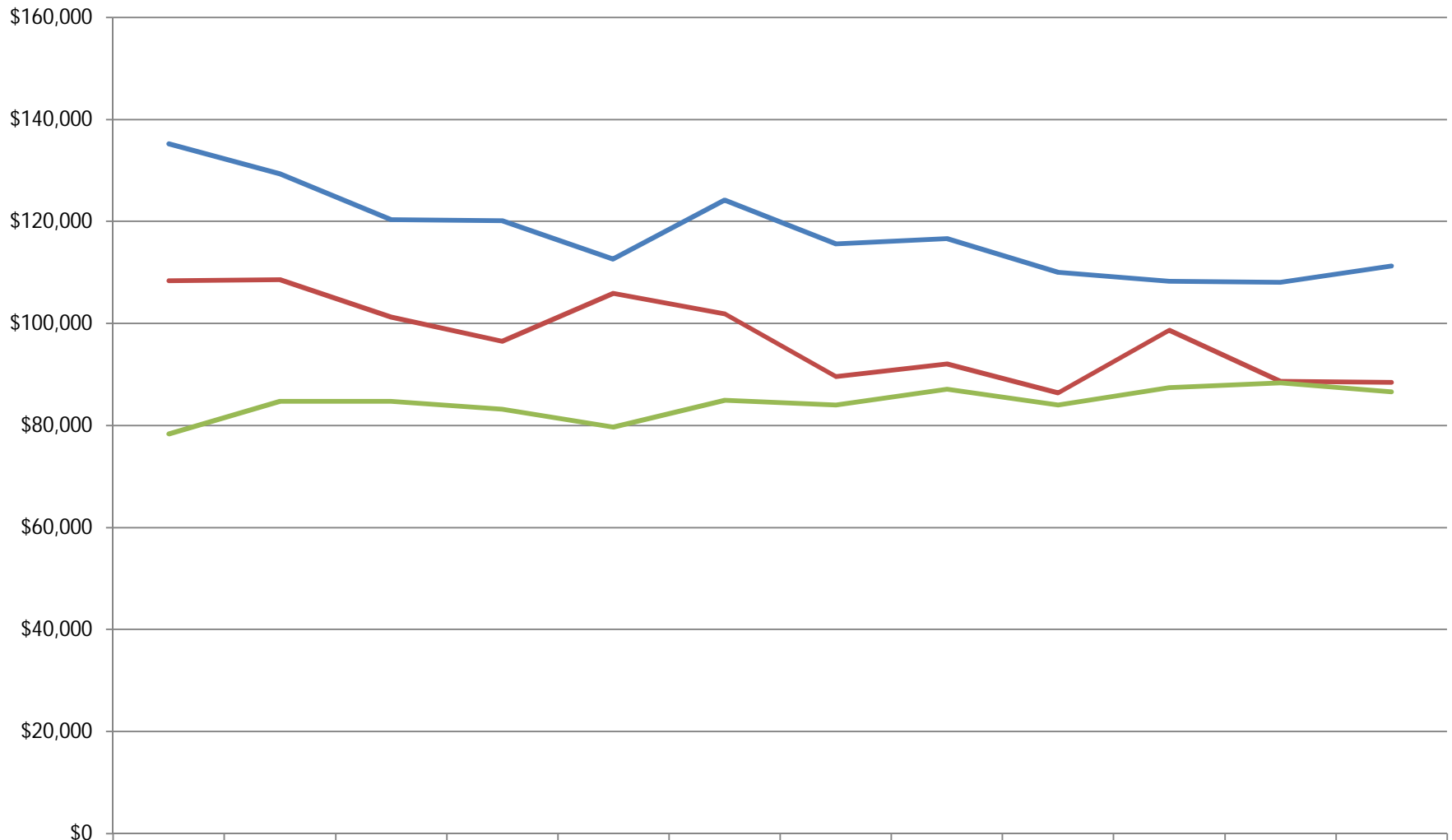
### Average Monthly Sold Price - Ada County Single Family Only



|      | Jan       | Feb       | Mar       | Apr       | May       | Jun       | Jul       | Aug       | Sep       | Oct       | Nov       | Dec       |
|------|-----------|-----------|-----------|-----------|-----------|-----------|-----------|-----------|-----------|-----------|-----------|-----------|
| 2009 | \$219,741 | \$203,643 | \$205,372 | \$204,800 | \$207,714 | \$199,941 | \$202,334 | \$196,310 | \$194,050 | \$187,225 | \$188,642 | \$191,856 |
| 2010 | \$192,654 | \$188,463 | \$183,542 | \$175,966 | \$181,843 | \$181,401 | \$197,198 | \$186,898 | \$185,494 | \$172,695 | \$178,443 | \$170,112 |
| 2011 | \$164,257 | \$163,746 | \$156,028 | \$160,992 | \$165,560 | \$175,692 | \$173,986 | \$175,907 | \$171,611 | \$174,977 | \$172,033 | \$169,115 |

## Average Monthly Sold Price - Canyon County

Single Family Only



|      | Jan       | Feb       | Mar       | Apr       | May       | Jun       | Jul       | Aug       | Sep       | Oct       | Nov       | Dec       |
|------|-----------|-----------|-----------|-----------|-----------|-----------|-----------|-----------|-----------|-----------|-----------|-----------|
| 2009 | \$135,246 | \$129,326 | \$120,370 | \$120,165 | \$112,555 | \$124,126 | \$115,609 | \$116,623 | \$110,042 | \$108,264 | \$108,066 | \$111,259 |
| 2010 | \$108,322 | \$108,581 | \$101,209 | \$96,474  | \$105,911 | \$101,877 | \$89,620  | \$92,050  | \$86,415  | \$98,672  | \$88,655  | \$88,414  |
| 2011 | \$78,290  | \$84,704  | \$84,759  | \$83,184  | \$79,647  | \$84,905  | \$84,047  | \$87,133  | \$83,973  | \$87,431  | \$88,382  | \$86,564  |